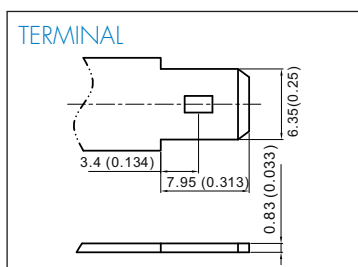

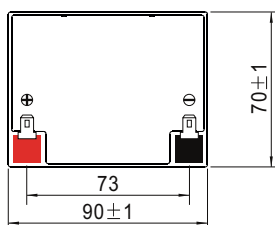
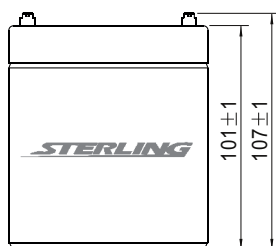


Specifications

Nominal Voltage	12v
Nominal Capacity (20 Hr)	5.4AH
Watts (15min Rate)	20.7 Watts @ 1.67V/Cell
Length	90mm
Width	70mm
Height	101mm
Total Height	107mm
Weight	1.77Kg
Max Discharge Current	81A (5 Sec)
Container Material	ABS resin
Internal Resistance	25mΩ
Initial Charging Current	Less than 1.62A
Rated Capacity (+/- 5%)	4.47 AH (5hr, 1.75V/cell, 25°C/77°F) 5.4 AH (20h, 1.75V/cell 25°C/77°F) 5 AH (100hr, 1.75V/cell, 25°C/77°F)
Operating temperature range	
Charge:	0~40°C (32~104°F)
Discharge:	-15~50°C (5~122°F)
Storage:	-15~40°C (5~104°F)
Charge retention (shelf life) at 20°C (68°F)	
1 month	97%
3 months	91%
6 months	85%

Dimensions



FEATURES

- Superb recovery from deep discharge.
- Gas Recombination.
- Multipurpose: Float or Cyclic use.
- Lead calcium grids for extended life.

Sealed Construction

Sterling's unique construction and sealing technique ensures no electrolyte leakage from case or terminals.

Electrolyte Suspension System

All Sterling's HPX batteries utilise Sterling's unique electrolyte suspension system incorporating a microfiber glass mat to retain the maximum amount of electrolyte in the cells. The electrolyte is retained in the separator material and there is no free electrolyte to escape from the cells.

Control of Gas Generation

The design of Sterling's HPX batteries incorporates the very latest oxygen recombination technology to effectively control the generation of gas during normal use.

Terminals

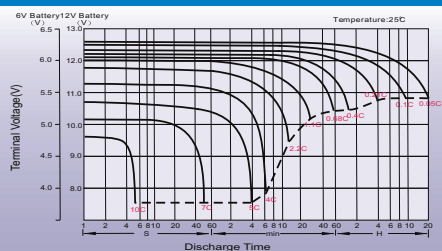
Sterling's HPX batteries are manufactured using a range of terminals which vary in size and type. Please see diagram opposite.

Valve Regulated Design

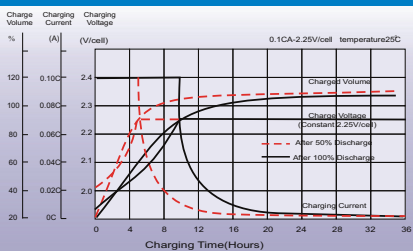
The batteries are equipped with a simple, safe low pressure venting system which releases excess gas and automatically reseals should there be a build up of gas within the battery due to severe overcharge. Note. On no account should the battery be charged in a sealed container.

Charging and Discharging Information

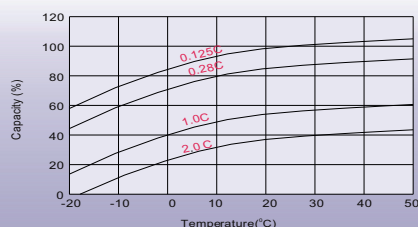
Discharge characteristics



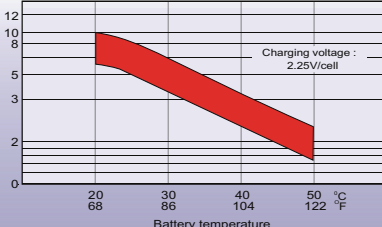
Float charging characteristics



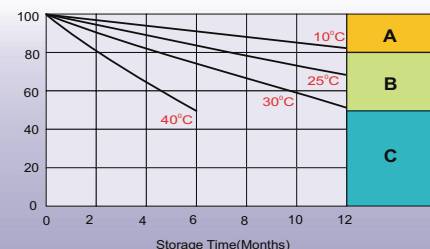
Temperature effects in relation to battery capacity



Effect of temperature on long term float life



Self discharge characteristics



- A** No supplementary charge required (Carry out supplementary charge before use if 100% capacity is required.)
- B** Supplementary charge required before use. Optional charging as below:
1. Charged for above 3 days at limited current 0.25CA and constant voltage 2.25V/cell.
 2. Charged for above 20 hours at limited current 0.25CA and constant voltage 2.45V/cell.
 3. Charged for 8-10 hours at limited current 0.05CA.
- C** Supplementary charge may often fail to recover the capacity. The battery should never be left standing until this is reached.

Charging (25°C/77°F)

Standby use: Float charging voltage 13.5V to 13.8V. (Temperature compensation recommended)

Cyclic use: maximum charging current (see front page). Charging voltage 14.4V - 15V.

Top charge: Product in storage (ambient temperature) required a top charge every 6 months at 25°C (77°F). For higher temperatures, time intervals will be shorter.

Discharge

Stop operation when voltage has reached the minimum permissible voltage; recharge immediately.

Storage

Always store battery in fully charged condition.

Store batteries in a dry and cool location.

Temperature

For standby use, batteries should be kept in an ambient temperature of 25°C.

Caution

- Do not short circuit
- Do not charge in a sealed container
- Service life and operational characteristics will be effected by temperature
- AC ripple reduces service life



Applications

- Uninterruptable Power Supply (High Rate)
- High Power Backup Supply
- Emergency Power Supply
- Power Tools
- Emergency Lighting
- Electric Starting